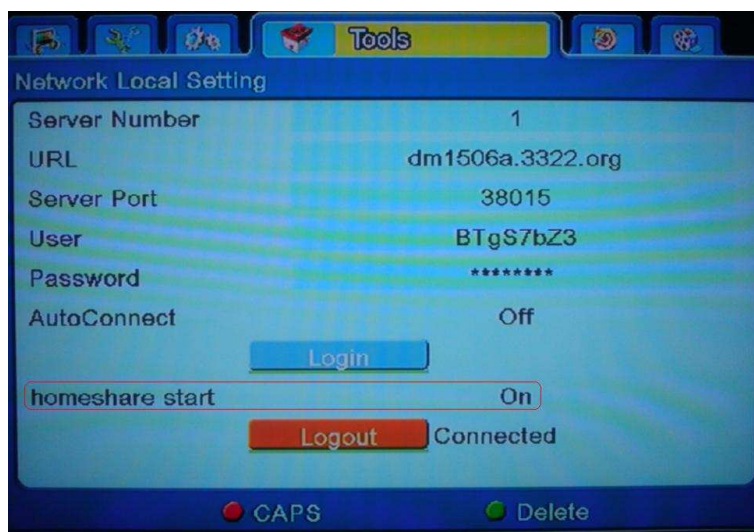


Homeshare function

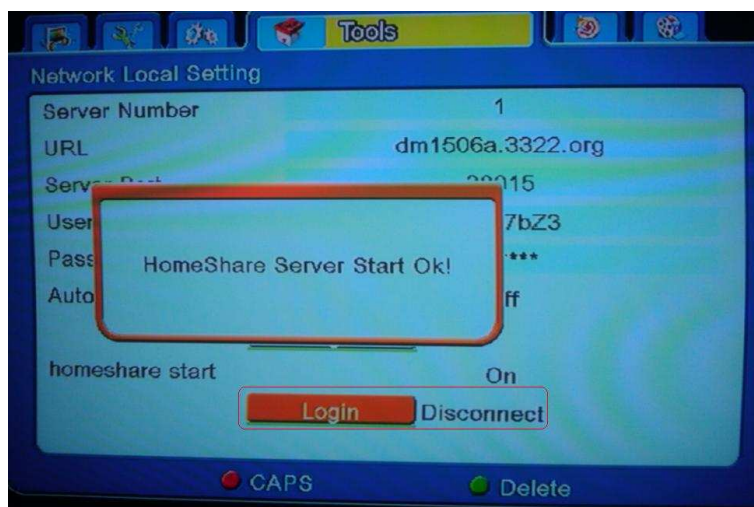
Users may share all channels descrambled by master via muticas, newcamd, cccam etc in LAN.

Homshare Master box config :

Step1: Get valid IP and login in cccam , newcamd . Then please open cccam menu and set homeshare start : on as below

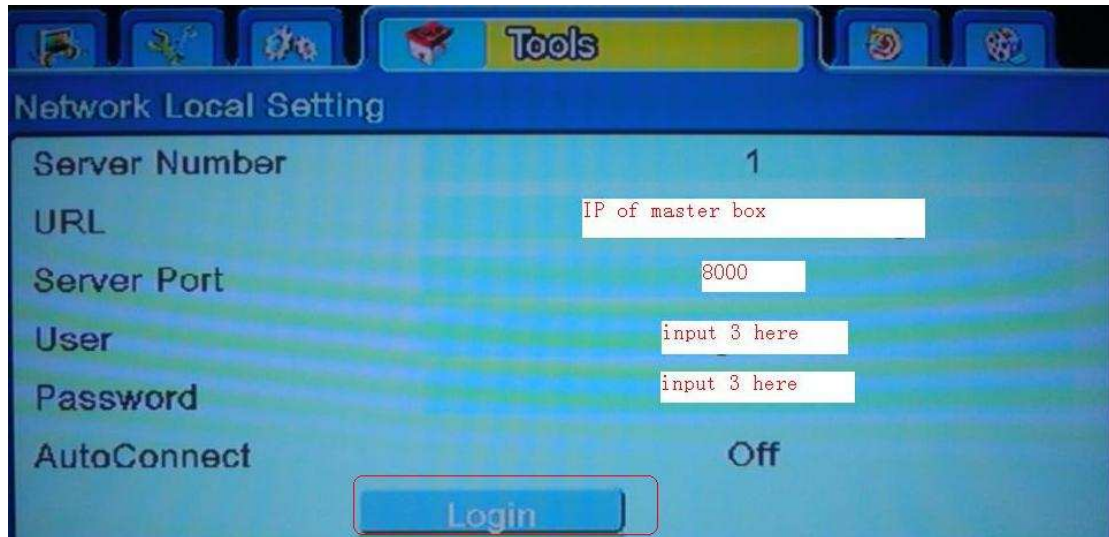


Step2: Press "Login" to enable homeshare function as below. So, you have finish the config of homeshare master box .



Homeshare Slaver box config :

After your slaver box get valid IP, Please open cccam menu and login your homeshare master box as one cccam account like below. Once you login successfully, you may share and enjoy all channels opened by master box via multicas, newcamd ,cccam etc.



**Ensure a different MAC for master and
slaver box in same LAN**